


BATCH# I2CT.1.US.



PYRIPROXYFEN	GROUP	7C	INSECTICIDE
<i>Beauveria bassiana</i> Strain GHA	GROUP	UN	INSECTICIDE

# IN2MIX™

## For Use In The In2Care® Mosquito Station

- Controls **Aedes** species of mosquitoes that may transmit Zika, Chikungunya, and Dengue Fever
- Controls container-breeding **Culex** larvae that could develop into adults that may transmit West Nile virus
- Kills **Aedes** and **Culex** adult mosquitoes within 9 days
- Controls mosquito larvae in surrounding breeding places

**THIS PRODUCT IS NOT INTENDED FOR HOMEOWNERS**  
**READ ALL LABEL DIRECTIONS COMPLETELY BEFORE USE**  
**SHAKE WELL BEFORE USE**

Active Ingredients:	% w/w
Pyriproxyfen (CAS No. 95737-68-1).....	74.03%
<i>Beauveria bassiana</i> strain GHA* (CAS No. 63428-82-0).....	10.00%
Other Ingredients.....	15.97%
Total	100.00%

\* Contains not less than 4.5 X 10<sup>9</sup> viable spores/gm.

EPA Reg. No.: 91720-1      EPA Est. No.: 91720-NLD-2

### KEEP OUT OF REACH OF CHILDREN CAUTION

SEE LABEL BOOKLET FOR ADDITIONAL PRECAUTIONARY  
STATEMENTS AND COMPLETE DIRECTIONS FOR USE

#### FIRST AID

<b>If in Eyes</b>	Hold eye open and rinse slowly and gently with water for 15-20 minutes. Remove contact lenses, if present, after the first 5 minutes, then continue rinsing eye. Call a poison control center or doctor for treatment advice.
-------------------	---

#### HOTLINE NUMBER

Have the product container or label with you when calling a poison control center or doctor or going for treatment. For emergency information concerning this product, call the poison control center at 1-800-222-1222. For non-emergency general information on this product, call the National Pesticides Information Center (NPIC) at 1-800-858-7378.

#### PRECAUTIONARY STATEMENTS HAZARD TO HUMAN AND DOMESTIC ANIMALS

Causes moderate eye irritation. Avoid contact with eyes, or clothing. Wear appropriate protective eyewear. Avoid breathing dust. Remove and wash contaminated clothing before reuse. Wash thoroughly with soap and water after handling and before eating, drinking, chewing gum, using tobacco, or using the toilet. Prolonged or frequently repeated skin contact may cause allergic reactions in some individuals.

#### STORAGE AND DISPOSAL

Do not contaminate water, food, or feed by storage or disposal.

**PESTICIDE STORAGE:** Keep this product in its tightly closed original container when not in use. Store in a cool, dry, well-ventilated area that is inaccessible to children and animals. For optimal long-term storage, do not store above 73° F (23° C). Store this product in a place away from strong bases, strong acids, sources of ignition and direct sunlight.

During transport and field use, keep **In2Mix™** packages below 110° F (43° C) at all times by avoiding sunlight and heat, and using isolation packaging.

**PESTICIDE DISPOSAL:** Dispose of used gauze in a sanitary landfill, or by other procedures approved by state and local authorities. Dispose of used water in the **In2Care® Mosquito Station** by pouring onto the ground, and not near a water source. Prevent entry of used water into sewers, gutters, or drains, or any area where drainage to storm sewers, water bodies, or aquatic habitat can occur. Notify authorities if liquid enters sewers or public waters.

**CONTAINER HANDLING:** Non-refillable container. Completely empty **In2Mix™** package into the **In2Care® Mosquito Station** by shaking and tapping sides and bottom to loosen clinging particles. When completely empty, dispose of empty package in trash or by other procedures approved by state and local authorities.

**D00001807**  
DPM00001869A 220630AV1  
Net Weight:  
**12.5 g (0.44 oz.)**  
**25 packages x 0.5 g each (0.018 oz.)**



  
Mosquito Station

Manufactured by:  
**In2Care BV**  
NUDEPARK 95, 6702 DZ,  
Wageningen, The Netherlands

**STORAGE AND DISPOSAL**

Do not contaminate water, food, or feed by storage or disposal.

**PESTICIDE STORAGE:** Keep this product in its tightly closed original container when not in use. Store in a cool, dry, well-ventilated area that is inaccessible to children and animals. For optimal long-term storage, do not store above 73° F (23° C). Store this product in a place away from strong bases, strong acids, sources of ignition and direct sunlight. During transport and field use, keep **In2Mix™** packages below 110° F (43° C) at all times by avoiding sunlight and heat, and using isolation packaging.

**PESTICIDE DISPOSAL:** Dispose of used gauze in a sanitary landfill, or by other procedures approved by state and local authorities. Dispose of used water in the **In2Care® Mosquito Station** by pouring onto the ground, and not near a water source. Prevent entry of used water into sewers, gutters, or drains, or any area where drainage to storm sewers, water bodies, or aquatic habitat can occur. Notify authorities if liquid enters sewers or public waters.

**CONTAINER HANDLING:** Non-refillable container. Completely empty **In2Mix™** package into the **In2Care® Mosquito Station** by shaking and tapping sides and bottom to loosen clinging particles. When completely empty, dispose of empty package in trash or by other procedures approved by state and local authorities.

**NOTICE:** To the extent consistent with applicable law, buyer and user assume all risks and liability of use, storage and/or handling of this product not in accordance with the terms of this label.

PYRIPROXYFEN	GROUP 7C	INSECTICIDE
<i>Beauveria bassiana</i> Strain GHA	GROUP UN	INSECTICIDE

**For Use In The In2Care® Mosquito Station**

Controls **Aedes** species of mosquitoes that may transmit Zika, Chikungunya, and Dengue Fever

Controls container-breeding **Culex** larvae that could develop into adults that may transmit West Nile virus

Kills **Aedes** and **Culex** adult mosquitoes within 9 days

Controls mosquito larvae in surrounding breeding places

**THIS PRODUCT IS NOT INTENDED FOR HOMEOWNERS  
READ ALL LABEL DIRECTIONS COMPLETELY BEFORE USE  
SHAKE WELL BEFORE USE**

Active Ingredients:	% w/w
Pyriproxyfen (CAS No. 95737-68-1)	74.03%
<i>Beauveria bassiana</i> strain GHA* (CAS No. 63428-82-0)	10.00%
<b>Other Ingredients</b>	15.97%
<b>Total</b>	<b>100.00%</b>

\* Contains not less than 4.5 X 10<sup>9</sup> viable spores/gm.

**KEEP OUT OF REACH OF CHILDREN  
CAUTION**

**SEE LABEL BOOKLET FOR ADDITIONAL PRECAUTIONARY  
STATEMENTS AND COMPLETE DIRECTIONS FOR USE**

**D00001807  
DPM00001800A 220630AV1**



**Manufactured by:**  
In2Care BV  
NUDEPARK 95, 6702 DZ,  
Wageningen, The Netherlands

EPA Reg. No.: 91720-1  
EPA Est. No.: 91720-NLD-2  
Net Weight: 12.5 g (0.44 oz.)  
25 packages x 0.5 g each (0.018 oz.)

**USER SAFETY RECOMMENDATIONS**

Applicators and other handlers should:  
 • Wash hands before eating, drinking, chewing gum, or using the toilet.  
 • Remove clothing/PPE immediately if pesticide gets inside. Then wash thoroughly and put on clean clothing.  
 • Remove PPE immediately after handling this product. Wash the outside of gloves before removing. As soon as possible, wash thoroughly and change into clean clothing.

**PERSONAL PROTECTIVE EQUIPMENT (PPE)**

All applicator and handlers must wear:  
 • Long-sleeved shirt and long pants;  
 • Waterproof gloves; and  
 • Shoes plus socks  
 In addition, all applicators and handlers must wear a NIOSH-approved particulate respirator with any N, R, or P filter (NIOSH approval number prefix TC-84A); or a NIOSH-approved powered air purifying respirator with an HE filter (NIOSH approval number prefix TC-21C).  
 Follow the manufacturer's instructions for cleaning/maintaining PPE. If no such instructions for washables exist, use detergent and hot water. Keep and wash PPE separately from other laundry.

**PRECAUTIONARY STATEMENTS  
HAZARD TO HUMAN AND DOMESTIC ANIMALS**

Causes moderate eye irritation. Avoid contact with eyes, or clothing. Wear appropriate protective eyewear. Avoid breathing dust. Remove and wash contaminated clothing before use. Wash thoroughly with soap and water after handling and before eating, drinking, chewing gum, or using the toilet. Prolonged or frequent repeated skin contact may cause allergic reactions in some individuals.

**FIRST AID**

**If in Eyes**  
Hold eye open and rinse slowly and gently with water for 15-20 minutes. Remove contact lenses, if present, after the first 5 minutes, then continue rinsing eye. Call a poison control center or doctor for treatment advice.

**HOTLINE NUMBER**

Have the product container or label with you when calling a poison control center or doctor or going for treatment. For emergency information concerning this product, call the poison control center at 1-800-222-1222. For non-emergency general information on this product, call the National Pesticides Information Center (NPIC) at 1-800-858-7378.

**HOW IT WORKS**

**In2Mix™** powder contains a growth regulator and slow acting adulticide.

The growth regulator kills the *Aedes* and *Culex* sp. larvae that emerge from eggs laid inside the **In2Care® Mosquito Station** prior to transforming into adults. This means that it is normal to see small living larvae in the **In2Care® Mosquito Station** that will eventually die. After laying eggs, the adult *Aedes* and *Culex* sp. mosquitoes are contaminated with the **In2Mix™** powder. When they fly out of the **In2Care® Mosquito Station** to lay more eggs elsewhere, they disseminate the growth regulator and kill larvae in breeding sites around the **In2Care® Mosquito Station**.

The adulticide contained in the **In2Mix™** powder slowly kills adult *Aedes* and *Culex* sp. mosquitoes. Contaminated mosquitoes will die within 9 days following exposure to **In2Mix™** powder. Therefore, dead adult mosquitoes may not be found in the **In2Care® Mosquito Station**. **In2Care® Mosquito Stations** prevent the emergence of *Aedes* adults for up to [4] [4] [6] [8] weeks per sachet and prevent *Culex* adult emergence for up to 4 weeks.

**DIRECTIONS FOR USE**

It is a violation of Federal law to use this product in a manner inconsistent with its labeling.

- **READ ALL LABEL DIRECTIONS COMPLETELY BEFORE USE.**
- **SHAKE In2Mix™ PACKAGE BEFORE USE.**
- **FOR OUTDOOR USE ONLY.**
- **DO NOT allow people or pets to contact the pesticide.**

This product is highly toxic and may be pathogenic to bees exposed to direct treatment

on blooming crops or weeds. Do not apply this product or allow it to drift to blooming crops or weeds while bees are actively visiting the treatment area.

This product is toxic to fish and aquatic invertebrates. Do not apply directly to areas where surface water is present or to intertidal areas below the mean high-water mark. Do not contaminate water by cleaning of equipment or disposal of equipment wash-waters. Application of this product is prohibited directly into sewers or drains, or to any area like a gutter where drainage to storm sewers, water bodies, or aquatic habitat can occur. Do not allow the product to enter any drain during or after application.


**ENVIRONMENTAL HAZARDS**

## HOW TO ASSEMBLE THE IN2CARE® MOSQUITO STATION

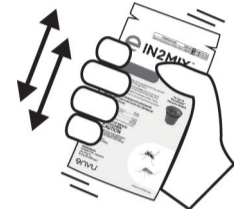


### STEP 1:

1. Fill the base of the **In2Care® Mosquito Station** with 5 quarts (4.7 liters) of clean tap water.



2. **SHAKE THE In2Mix™ PACKAGE THOROUGHLY.** Open by tearing at the notches and gently take out the powder-coated gauze strip.

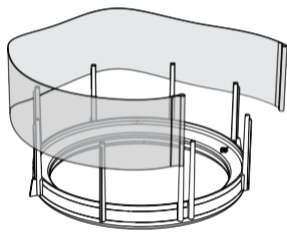


3. Empty the remaining contents (powder and odor tablets) of the **In2Mix™** package into the water in the base of the **In2Care® Mosquito Station**. Do not allow the gauze to get wet.

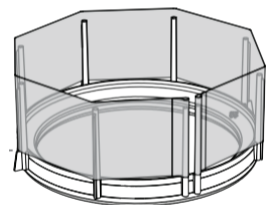


### STEP 2:

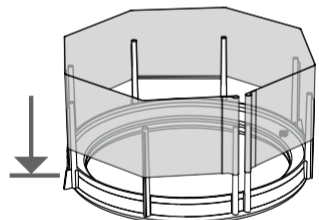
1. To attach the **In2Mix™** gauze strip to the floater, slide the loop at the end of the gauze over the pin as shown. Handle the gauze carefully to avoid removal of the active powders.



2. Wrap the gauze around the floater and slide the other gauze loop on the last pin as shown. Work your way around moving the gauze down at each pin.

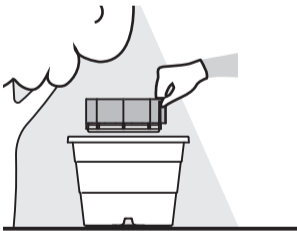


3. Push the gauze down the pins until it will go no further (where the bottom of the pin hits the circular rib). The rib will prevent the gauze from sliding down too far.

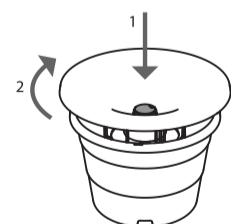


### STEP 3:

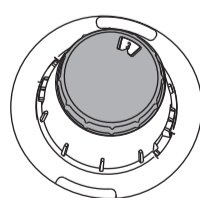
1. Place the assembled floater inside the base of the **In2Care® Mosquito Station** by gently placing it over the central tube flat onto the water. Do not allow the gauze to get wet as water will degrade the powder.



2. Place the lid on the central tube, push it down and turn it clockwise.

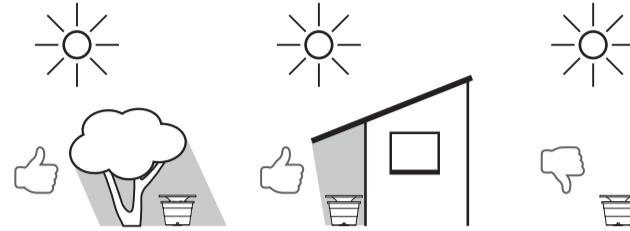


3. Turn the time indicator to the number of the current month as a service reminder.



## WHERE TO PLACE

1. Place the water filled **In2Care® Mosquito Station** outside on the ground in a level, shaded location near human habitation. Avoid locations with direct sunlight; continuous shade is needed.

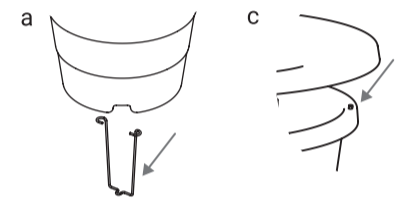


For best results, remove and/or empty artificial water containers (e.g., flowerpots, plastic cups, car tires, etc.) and natural breeding sites (e.g., puddles, tree holes, etc.). Larger water bodies that cannot be removed or emptied should be (frequently) treated with appropriate mosquito larvicides.

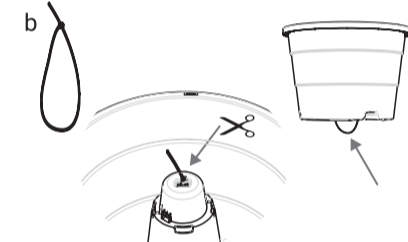
2. For optimal coverage, place at least 1 **In2Care® Mosquito Station** every 4,300 sq. feet (400 sq. meters), or at least 10 stations per acre in areas where *Aedes* and/or *Culex* spp. mosquitoes breeding can be expected. Do not exceed 15 stations per acre.



3. When necessary, stability can be improved by securing the **In2Care® Mosquito Station** to the ground with the following:
  - a. Wire bracket, available separately from the distributor, which snaps onto the base. The wire bracket can be screwed onto a surface or fixed with a ground pin.



- b. Zip tie (not included). Zip Tie spec: width: 4.8mm length: 600mm. The loop can be tied to a pin or hook.

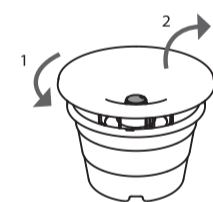


- c. The base may also be attached to a pole, shrub or tree by using zip ties or a small rope tied through the holes in the rim of the base.

**NOTE:** *Aedes* and *Culex* spp. mosquitoes can have very specific breeding preferences within certain locations. Check for the presence of live and dead mosquito larvae inside the **In2Care® Mosquito Station** every 4 to 6 weeks. When a station continuously has zero or much fewer larvae when compared to other nearby stations, the unattractive station should be relocated to another nearby shaded location.

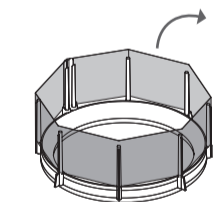
## MAINTAINING THE IN2CARE® MOSQUITO STATION

1. Re-visit each **In2Care® Mosquito Station** every 4 to 6 weeks for *Aedes* mosquitoes. For optimal control of *Culex* mosquitoes, service the stations every 4 weeks. Remove the lid by turning it counterclockwise until it stops and lift up.




**NOTE:** In hot and dry climates the water level must be checked more frequently. Add water as necessary to maintain the correct amount (5 quarts; 4.7 liters) in the base of the **In2Care® Mosquito Station**.

2. Take out the floater and dispose of the used gauze and water as indicated in the **STORAGE AND DISPOSAL** section of this label.



3. Remove leaves or other debris that may have fallen into the base of the **In2Care® Mosquito Station**. Refill the station with 5 quarts (4.7 liters) of clean tap water.



4. Take a new **In2Mix™** package and repeat **Steps 1 & 2** in **HOW TO ASSEMBLE**.

